


What's New

Place an 'X' in appropriate box.

Home Delivery	X
In-Home Technicians	X
Carry-In Technicians	X
Technical Specialists	X


Craftsman Pro Series, 24" Three Stage, 277cc Craftsman Branded Engine


Brand:	Craftsman	
Division:	71	
Source:	247	
Model #'s:	88870	
Market Release:	9/21/2015	
Training Planned		
Home Delivery:	None	
In-Home Technicians:	STAC 11/5 & 11/6	
Carry-In Technicians:	None	

- Product Overview:
- Three stage snow thrower.
 - 24" clearing width
 - 277cc Craftsman Engine
 - 4 way joystick chute control
 - Zero-turn steering



- High Level Operation of Product:
- In addition to the auger and impeller of dual stage units, these snow throwers feature an accelerator for enhanced break-up and discharge of heavy ice and snow, making them best for:
- Clearing large to extra-large driveways
 - Paved or gravel surfaces
 - Powdery to wet, heavy and icy snow
 - More than 12" of snow



<p>Special Features:</p>	<p>Similar to dual stage units:</p> <ul style="list-style-type: none"> - Zero-Turn Steering - Electric Start - 4-Way Chute Control
<p>Special Features – What’s New or Different for Technician:</p>	<p>3-stage units have augers on the front and back of the Gear Box called Accelerators.</p> <p>To remove :</p> <p>Pry off the front cap.</p> <p>NOTE: This cap may need replaced once it has been removed.</p> <ul style="list-style-type: none"> - Remove the screw and washer from the end of the Input Shaft. - Remove the Shear Pin. - Slide the Accelerator, washer and spacer off of the front of the Gear Box.  <p>Hubcap: 731-08637A Accelerator Assembly: 684-05015B-4028 Lawn and Garden Equipment Screw: 710-0607 Washer-Hub C: 736-3040 Lawn & Garden Equipment Washer: 936-0287 Powered Lawn & Garden Equipment Cotter Pin: 714-04040 Snowblower Shear Pin: 738-04124A</p>