





Craftsman 17.5 HP 30In. Side Rear Discharge Lawn Tractor

Sold by Sears | Sears Item#
07128033000 | Model#
28033


Rating 3.5 (7 Reviews | [Write a Review](#))

Get this product

 Available for home delivery. [Check Availability](#)

 Buy online - Pick up in store eligible. [Check Availability](#)

Reach millions of customers

 Sell your product on Sears. [Learn more.](#)

Reg Price: ~~\$1969.99~~

\$1599.88

While quantities last
Intermediate markdowns may have
been taken

As low as **\$50 per month**
with your *Sears Card*.

[Apply Now!](#) | [Monthly Payment Details](#)

Specifications

[Read Fewer Specifications](#)

[Product Overview](#)

Product Overview:	
Item Weight:	495.0 lbs.
Drive System:	
Transmission Type:	Hydrostatic
Speeds, Forward:	Infinite
Speeds, Reverse:	Infinite
Shifter Location:	Pedal control
Motor-Engine:	
Engine Brand:	Briggs & Stratton®
Displacement:	502 cc
Horsepower:	17.5 hp
Series:	Silver
Air Filter Type:	Auto-type paper
Cooling Fan:	Yes
Cooling System Type:	Fan-cooled
Cylinder Liner:	Cast iron
Cylinders No.:	1
Electronic Ignition:	Yes
Exhaust Valve Rotator:	No
Lubrication System:	Splash
Oil Filter Type:	None
Overhead Valves:	Yes
Valve Design:	Overhead
Valve Lifters:	None
Oil Filter:	No
Fuel System:	
Fuel Capacity:	1.5 gal.
Cut:	
Cutting Blades Number:	1
Cutting Deck Type:	Vented
Cutting Height Adj. Ease:	Tools
Cutting Height Adj. Type:	One lever
Cutting Positions:	6
Cutting Range:	1-1/2 to 4 in.
Cutting Swath:	30 in.
Gauge Wheels:	No
Deck Thickness (Gauge):	13

Mulch Ready:	No
Deck Cut Width:	30 in.
Wheels & Tires:	
Wheel Grease Zerks:	Yes
Type:	Turf saver
Front:	13 in.
Rear:	16 x 6.5 x 8 in.
Controls, Overall:	
Primary Type:	Foot pedal
Handling & Operating:	
Electric Clutch For Attach.:	No
Brakes Type:	Disk
Cruise Control:	No
Hour Meter Feedback:	No
Speed & Direction Control:	1 foot pedal
Steering Wheel Type:	Standard
Steering Type:	Sector and pinion
Turning Radius:	18 in.
Convenience:	
CupHolder:	Yes
Seat, Adjustable:	Yes
Chassis:	
Axle Material:	Steel
Frame Material:	13 ga. steel
Frame Type:	Channel
Step Thru Frame:	Yes
Color:	
Overall Color:	Red
Power:	
Type:	Gas
Installation Requirements:	
Setup:	Some assembly required
Accessories Accepted:	
Electric Lift Kit:	No
Ground-Engaging Attach.:	No
Hauling Equipment:	Yes

Lawn Care Attach:	Yes
Snow Blade or Thrower:	No
Accepts Bagger:	Included
Dozer Blade:	No
Included with Item:	
Mulch Kit:	No
Read Fewer Specifications	
