

DEWALT®



GRINDING REFERENCE GUIDE

DEWALT®

WARRANTY AND SERVICE PROGRAM

DEWALT®

30 DAY NO RISK
SATISFACTION
GUARANTEE

1 YEAR FREE
SERVICE
CONTRACT

1 YEAR
WARRANTY

**GUARANTEED
TOUGH.™**

30-Day, No-Risk Satisfaction Guarantee

If you're dissatisfied with any DEWALT product for any reason, you can return it within 30 days from the date of purchase for a full refund with proof of purchase – no questions asked.

Free, One-Year Free Service Contract

We will also maintain the tool and replace worn parts, for free, anytime during the first year after purchase.

Full, One-Year Warranty

We will repair, without charge, any defects due to faulty materials or manufacturer's defects for one year from the date of purchase.

Guaranteed Repair Cost Program

After the first year, we put a ceiling on the cost of each repair. That way, if a repair costs more than our guaranteed repair cost, we absorb the excess cost. If it costs less, you pay less.










Guaranteed Repair Cost Program Includes:

- Complete tear-down inspection
- Thorough cleaning and relubrication
- Replacement of all worn and/or damaged parts
- Full performance testing
- 90-day warranty covering all parts and labor

www.DEWALT.com

1-800-4 **DEWALT**

TABLE OF CONTENTS

	Large Angle Grinders		4-7
	Medium Angle Grinders		8-9
	Small Angle Grinders		10-11
	Multi-Cutter™/Chop Saw		12
	Metal Cutting Circular Saw		13
	Related DEWALT Tools		14
	Abrasive Wheel Selection Chart		15
	Type 27 Wheels		16-17
	Type 28 & Type 11 Wheels		18
	Type 1 Wheels		19-21
	Type 1 Diamond Wheels & Wire Wheels		22
	Type 29 Flap Discs & Sanding Accessories		23

Cool Operating Temperature


High Efficiency fan, smooth airflow and labyrinth protected sealed ball & roller bearings provide efficient motor operation.

Forged Steel Gears

Helical cut steel gear and pinion are mounted in a precision machined aluminum gearcase for quiet operation, low vibration and long life.

Keyless Adjustable Guard

Guard can be adjusted to desired operating position without the use of tools.



LARGE ANGLE

7" Hubbed
Type 27 Wheels



D284937



9" Hubbed
Type 27 Wheels



D284939



7" Depressed Center
Type 27 Wheels



D284937



54339-00
Backing Flange

9" Depressed Center
Type 27 Wheels



D284939



54339-00
Backing Flange



22191-00
Clamp Nut



22191-00
Clamp Nut

61820-01 WRENCH

**Gearcase
can be
rotated** and

mounted 90°... left or right
for frequent edge cutting and
grinding applications.

LARGE ANGLE GRINDERS

4HP (Max Motor Output) Motor

Higher torque and greater overload protection provide longer life and faster material removal.



Epoxy Coated Field & Armature

Protects against abrasion from airborne concrete and metal debris.

Ergonomic Handle

Two finger lock-on trigger switch is mounted in a small diameter textured rear handle.

GRINDER ACCESSORY OPTIONS

9" Hubbed
Type 28 Wheels



D284938



4"
Type 11 Wheels



D284934



D284933 Flange
supplied with
D284934 guard



6"
Type 11 Wheels



D284936



D284933 Flange
supplied with
D284934 guard



7" Type 1
Cutting Wheels



D284931



D284931 Flange Set
supplied with
D284931 guard



D284932 Flange Set
supplied with
D284931 guard

7" Sanding Disc



DW4944 3-1/2"
Rubber Backing Pad



DW4955 6-3/4" Kool
Flex Backing Disc



Nut supplied with
DW4944

7" Sanding Disc



DW4946 4-3/4"
Rubber Backing Pad



DW4955 6-3/4" Kool
Flex Backing Disc



Nut supplied with
DW4946

7" Sanding Disc



DW4947 6-1/2"
Rubber Backing Pad



Nut supplied with
DW4947



9" Sanding Disc



DW4947 6-1/2"
Rubber Backing Pad




DW4956 8-7/8" Kool
Flex Backing Disc



Nut supplied
with DW4947

61820 or wrench

DEWALT



SPECIFICATIONS

D28493N**D28494N****D28494S****D28474W****HP (Max Motor Output)**

4.0

4.0

4.0

4.0

Amps

15 AC/DC

15 AC/DC

15 AC/DC

15 AC/DC

RPMS

5,000

6,000

6,000

8,000

Peak Torque

150.5 in/lb

125.4 in/lb

125.4 in/lb

100.2 in/lb

Max Watts Output

3,084

3,084

3,084

3,084

Guard

9"

9"

7"

7"

Weight

13.6 lbs

13.6 lbs

13.15 lbs

13.15 lbs

Length

19.2"

19.2"

19.2"

19.2"

Wheel

No

No

No

7"

Flanges & Wrench

No

No

No

Yes


LARGE ANGLE GRINDERS

DURABILITY

External



Aluminum gear case and cover, rubber top bumper, extra thick jacketed cord, and all grounded construction extend life in severe conditions.



Internal



Helical cut steel gears withstand high torque loads. **Epoxy coated motor** protects motor windings from abrasion.

POWER



4 HP (Max Motor Output) motor power and high efficiency fan provides overload protection and high torque for fast material removal.

ERGONOMICS



2 finger trigger switch and 5 position side handle designed for optimal feel in extended use applications.



APPLICATION INFORMATION

Optimal material removal rates are achieved by matching the accessory with the proper speed Large Angle Grinder.



ACCESSORY	7" Type 27 Grinding Wheel	9" Type 27 Grinding Wheel	6" Abrasive Cup Stone	5" Abrasive Cup Stone	4" Abrasive Cup Stone	6" Wire Wheel	4" Wire Cup Brush	6" Wire Cup Brush	7" Diamond Cup Wheel	7" Sanding Flap Disc	7" Sanding Disc	9" Sanding Disc	7" Type 1 Diamond or Abrasive Wheel
D28493N 5,000 RPM	Optimal	Capable	Capable	Capable	Capable	Capable	Capable	Capable	Capable	Capable	Capable	Capable	Capable
D28494S 6,000 RPM	Optimal	Capable	Capable	Capable	Capable	Capable	Capable	Capable	Capable	Capable	Capable	Capable	Capable
D28494N 6,000 RPM	Optimal	Capable	Capable	Capable	Capable	Capable	Capable	Capable	Capable	Capable	Capable	Capable	Capable
D28474W 8,000 RPM	Optimal	Capable	Capable	Capable	Capable	Capable	Capable	Capable	Capable	Capable	Capable	Capable	Capable
Note:	Must be used with D284937 guard	Must be used with D284939 guard	Must be used with D284936 guard	Must be used with D284936 guard	Must be used with D284934 guard	Must be used with D284937/ D284939 guard	Must be used with D284937/ D284939 guard	Must be used with D284937/ D284939 guard	Must be used with D284937 guard	Must be used with D284937 guard			Must be used with D284931 guard
	Optimal	Capable	Capable	Capable	Capable	Capable	Capable	Capable	Capable	Capable	Capable	Capable	Capable



SPECIFICATIONS

DW840

DW831

Amps	13.0 AC/DC	12.0 AC/DC
RPMS	8,000	10,000
Max Watts Output	2,250	1,837
Guard	7"	5"
Weight	8 lbs	7.4 lbs
Length	16.125"	14.33"
Wheel	7"	5"
Flanges	Yes	Yes
Spindle	5/8"-11	5/8"-11


MEDIUM ANGLE GRINDERS

POWER



Up to 275% more power than Small Angle Grinders for faster material removal and longer life.

CAPACITY



Up to 7" wheel allows better access to tight areas and provide longer wheel life.

ERGONOMICS

2 handed design with easy to use trigger switch for better control.




WEIGHT

Up to 46% lighter than Large Angle Grinders reduces fatigue.

MEDIUM ANGLE GRINDER USAGE

Medium Angle Grinders are a category of lightweight, high power tools designed to complement Small Angle Grinders and Large Angle Grinders



MAG vs. SAG

Medium Angle Grinder benefits compared to Small Angle Grinders

- Extended use applications where Small Angle Grinders have shorter than expected tool life
- Up to 275% more power for faster material removal rates
- Longer life due to larger motor and larger brushes
- Lower operating temperatures as a result of larger motors
- Increased capacity due to larger wheel diameters
- Smaller diameter trigger switch handle for increased comfort
- Longer overall length for greater control



MAG vs. LAG

Medium Angle Grinder benefits compared to Large Angle Grinders

- Intermittent use applications where the power of a Large Angle Grinder is not necessary
- Excellent solution when your shop's Large Angle Grinder is limited or has been eliminated in favor of more compact Small Angle Grinders
- Up to 46% lighter weight for reduced user fatigue
- Shorter overall length and height for better accessibility in tight work areas



SPECIFICATIONS	DW827	DW824	DW821	DW818	DW402*	DW400
Size	6"	5"	5"	4-1/2"	4-1/2"	4-1/2"
Amps	12 AC/8 DC	10 AC/8 DC	7.8 AC/DC	7.8 AC/DC	7.5 AC/DC	5.0 AC/DC
RPMS	9,000	11,000	11,000	11,000	10,000	10,000
Max Watts Output	1,300	1,300	995	995	820	650
Guards Included	Type 1 & 27	Type 27	Type 27	Type 27	Type 27	Type 27
Weight	6.2 lbs	6.0 lbs	5.3 lbs	5.2 lbs	4.6 lbs	4.5 lbs
Length	11.75"	11.75"	11.4"	11.4"	10.33"	10.25"
Keyless Guard	Yes	Yes	Yes	Yes	No	No
Flanges Included	Matched & Depressed Center	Matched	Matched	Matched	Matched	Depressed Center

*DW402 available as DW402G – grounded and DW402K in a kit box.

SMALL ANGLE GRINDERS

DURABILITY



Fiberglass impregnated housings and precision machined aluminum gearcase for longer life in tough environments.

COMPACT SIZE



Small body grip design ideal for small work areas

KEYLESS ADJUSTABLE GUARD

Tool free guard rotation increases productivity.



VERSATILITY

Slide Switch

Paddle Switch



SMALL ANGLE GRINDER ACCESSORIES

A full range of accessories can be found starting on page 15.



1/4" & 1/8" Metal Grinding Wheels*




1/4" & 1/8" Concrete Grinding Wheels*



< 3/32" Thin Cutting Wheels*



Sanding Abrasive Discs



Sanding Flap Discs*



Diamond Blades*



Wire Wheels*



Wire Cups*



DW4705
4-1/2" Type 1 Cutting Guard (DW402 only)



DW4733
6" Type 1 Cutting Guard (DW827 only)

*Proper accessory guards must be used with these wheels.

Heavy-Duty 14" Multi-Cutter™ Saw

- 15.0 amps, 1,300 rpm motor provides power and speed for metal cutting applications
- 4x FASTER cutting than abrasives
- Constant depth of cut
- Virtually burr-free cuts
- Carbide blade lasts 40X as long as abrasives



DW872

Used for Cutting...

- Angle Iron
- Channel
- Conduit (EMT/IMC/GRC)
- Pipe (Black Iron)
- Threaded Rod
- Tubing (square, round, rectangular)
- UNISTRUT®
- Aluminum
- Brass
- Copper

Blades for DW872

- 12% titanium carbide provides long life in metal cutting
- Modified ATB tooth geometry provides clean, virtually burr-free cuts
- Tri-foil braze absorbs stress, making the tip stronger
- Expansion slots dissipate heat which extends blade life



Cat#	Description	Arbor Size	Hook Angle	Kerf	Plate Thickness	Tooth Grind	Max. Speed
DW7745	14" 90T Light Gauge Ferrous Metal Cutting Blade	1"	0	0.087	0.071	1800	1800 rpm
DW7747	14" 70T Heavy Gauge Ferrous Metal Cutting Blade	1"	0	0.087	0.071	M-ATB	1800 rpm
DW7749	14" 90T Stainless Steel Cutting Blade	1"	0	0.087	0.071	M-ATB	1800 rpm

Heavy-Duty 14" Chop Saws

- 15 amp, 5.3 HP (Max Motor Output)
- Ergonomic designed handle
- 5" cutting capacity
- Tool-free, 45° adjustable fence
- On-board wheel-change wrench

DW871



- 3.2 HP (Max Motor Output)
- Quick lock vise
- 45° pivoting fence
- Steel base

DW870



Cutting Capacity for DW871 & DW872 @ 90°



Pipe

DW872 5-3/16" OD

DW871 5-3/16" OD



Rectangular

4-1/4" x 7"

4-1/2" x 6-1/2"



Tube

4-3/4" x 4-3/4"

4-3/4" x 4-3/4"



Angle

5-9/16" x 5-9/16"

5-9/16" x 5-9/16"

METAL CUTTING

Heavy-Duty 6^{3/4}" 18V Cordless Metal Cutting Circular Saw

METAL CUTTING
HAS GONE
CORDLESS

DW934


Stainless Steel Shoe:
will not bend or rust
like aluminum or
plated shoes

**Multi-Coated
SIGHT-LINE™ Window:**
stays clear up to 4X's
longer than plastic guards

6^{3/4}" 40 Tooth Titanium Carbide Tipped Blade:
cuts through 2" conduit and pipe in 1 pass

Used for Cutting...

- EMT/IMC/GRC
- Angle Iron
- Galvanized Steel
- UNISTRUT®
- Threaded Rod
- Black Pipe
- Duct Work
- Steel Studs
- Copper
- Aluminum
- Curtain Wall
- Brass
- Ornamental Iron
- Corrugated Roofing



ULTRA SIGHT-LINE™ Scope:
follow your line to the blade

18 Volt XR+™ PACK:
compatible with all
DEWALT 18 volt tools


All Metal Upper & Lower Guards:
built to withstand drops to concrete

DW7763

6^{3/4}" 40 Tooth Titanium Carbide Tipped Blade

**Modified Alternate
Top Grind:**
for clean,
smooth cuts

**Specially Formulated
Titanium Carbide:**
for long life in metal cutting



High-Backed Shoulder:
for increased strength
behind each tip

Thin Kerf:
requires less energy
to cut, maximizing
cuts per charge

DW934K-2

INCLUDES:

- DW934 Heavy-Duty 6-3/4" 18V Cordless Metal Cutting Circular Saw
- DW7763 6-3/4" Metal Cutting Blade
- (2) 18V XR+™ PACK Battery Packs
- One Hour Charger with Automatic Tune-Up Mode
- Heavy-Duty Carrying Case



DW988KM-2

INCLUDES:

- DW934 Heavy-Duty 6-3/4" 18V Cordless Metal Cutting Circular Saw
- DW988 Heavy-Duty XRP™ 1/2" 18V Cordless Hammerdrill/Drill/Driver
- DW7763 6-3/4" Metal Cutting Blade
- (2) 18V XR+™ PACK Battery Packs
- One Hour Charger with Automatic Tune-Up Mode
- Heavy-Duty Carrying Case



RELATED TOOLS

For a full listing of DeWALT tools, visit www.DeWALT.com

DW887



Heavy-Duty 1-1/2" (40mm)
Die Grinder

DW880



Heavy-Duty 2-1/2" (65mm)
Straight Grinder

DW888



Heavy-Duty 2" (50mm)
Die Grinder

DW882



Heavy-Duty 6" (150mm)
Straight Grinder

DW756



Heavy-Duty
6" (150mm)
Bench Grinder

DW758



Heavy-Duty
8" (205mm)
Bench Grinder

DW893



Heavy-Duty 12 Gauge Shear

DW897



Heavy-Duty 16 Gauge
Profile Nibbler

DW898



Heavy-Duty 14 Gauge Nibbler

DW890/DW891



Heavy-Duty 18/14 Gauge
Swivel Head Shear

DW849



Heavy-Duty 7"/9"
Variable Speed Polisher

DW159



Heavy-Duty 2"
Magnetic
Drill/Cutter
Press
(375 rpm)

DW235G



Heavy-Duty
1/2" (13mm)
VSR Drill
(0-850 rpm)

DW309K



Heavy-Duty Reciprocating
Saw Kit

DW290



Heavy-Duty 1/2"
(13mm) Impact
Wrench

DW567K



Heavy-Duty
1" VSR Three
Mode SDS
D-Handle Rotary
Hammer Kit

DW530K



Heavy-Duty
1-1/2" (38mm)
Spline Rotary
Hammer Kit

D25900K



Heavy-Duty SDS Max
Demolition Hammer Kit


ABRASIVES APPLICATION CHART

How to select a wheel

1. Select the material you will be using based upon the choices on the left side of the chart.

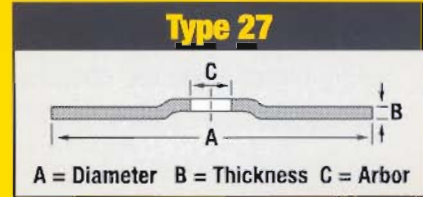
2. Determine what you want to do to this material.

- Cutting
- Grinding
- Cutting and Grinding
- Finishing

ABRASIVE CATEGORY	Type 27				Cutting & Light Grinding	Type 29			Type 1				Abrasive Saw Blades	Type 28	Type 11					
	Grinding		Cutting			Flap Discs	Chop Saw Wheels		High Speed Cut-Off Wheels for Portable Saws		Wheels for Stationary Cut-Off Saws			Grinding	Grinding					
Page Number	5	5	5	5	6	6	12	9	9	9	10	10	10	10	10	11	11	11	7	7
	A24R General Purpose	C24R Concrete/Masonry	A30N Aluminum	A30S Stainless Steel	A60T	Pipeliner	Flap Discs	General Purpose	Bar Cutter	Stud Cutter	A24R	C24N	Ductile	Asphalt	A24R	C24R	A24R	C24R	General Purpose	Cup Wheels
FERROUS METALS																				
Angle Iron	•				•		•	•	•		•				•		•		•	•
Bar Stock	•		•		•	•	•	•	•		•				•		•		•	•
Cast Iron / Ductile Pipe		•										•	•				•			
Carbon Steel	•		•		•	•	•	•	•		•		•		•		•		•	
Channel Iron	•				•		•	•	•		•		•		•		•		•	
Decking	•				•		•	•	•					•			•		•	•
Heavy Rebar	•				•	•	•	•	•		•			•			•		•	
High Tensile Steel			•		•	•	•													
Iron Pipes	•		•		•	•	•	•	•		•			•					•	•
I-Beams / Rail Steel	•					•	•	•	•		•			•			•		•	
Light Gauge Metals					•		•										•			
Metal Studs					•			•	•								•			
Metal Tubing					•		•	•	•								•			
Stainless Steel			•		•	•	•		•								•		•	•
Steel	•		•		•	•	•	•	•	•	•			•			•		•	•
Thin Rebar					•			•	•					•			•		•	
Welds	•		•			•	•												•	•
NON-FERROUS METALS																				
Aluminum		•										•			•					
Brass		•										•			•					
Bronze		•										•			•					
Copper		•										•			•					
STONE																				
Asphalt													•							
Brick	•											•			•		•			•
Ceramic	•														•		•			•
Concrete	•											•			•		•			•
Green Concrete	•												•				•			•
Masonry	•											•	•		•		•			•

All DeWALT Type 27 Depressed Center Grinding Wheels offer the best performance for almost any application through:

- 3 full sheets of fiberglass for added durability
- 100% virgin grains, not inexpensive filler grains for enhanced removal and life
- A proprietary material mix to ensure premium performance
- Premium resin bonds that are inspected before use for product consistency and quality



General Purpose



Aluminum oxide formulation for General Purpose heavy duty cutting and grinding of ferrous metals (steel, iron welds, edge grinding, etc.). This formulation provides aggressive material removal and long wheel life.



Cat#	Dia	Thickness	Arbor	Specs	Application	Max RPM	PKS
Metal Cutting / Light Grinding							
DW4418	4"	1/8"	5/8"	A24R	Metal Cutting	15,200	25
DW4518	4-1/2"	1/8"	7/8"	A24R	Metal Cutting	13,300	25
DW4522	4-1/2"	1/8"	5/8"-11	A24R	Metal Cutting	13,300	10
DW4618	5"	1/8"	7/8"	A24R	Metal Cutting	12,200	25
DW4750	7"	1/8"	7/8"	A24R	Metal Grinding	8,700	10
DW4751	7"	1/8"	5/8"-11	A24R	Metal Grinding	8,700	10
DW4752	9"	1/8"	7/8"	A24R	Metal Grinding	6,600	10
DW4753	9"	1/8"	5/8"-11	A24R	Metal Grinding	6,600	10
Metal Grinding							
DW4419	4"	1/4"	5/8"	A24R	Metal Grinding	15,200	25
DW4514	4-1/2"	1/4"	7/8"	A24R	Metal Grinding	13,300	25
DW4523	4-1/2"	1/4"	5/8"-11	A24R	Metal Grinding	13,300	10
DW4619	5"	1/4"	7/8"	A24R	Metal Grinding	12,200	25
DW4623	5"	1/4"	5/8"-11	A24R	Metal Grinding	12,200	10
DW4624	6"	1/4"	7/8"	A24R	Metal Grinding	10,100	10
DW4719	7"	1/4"	7/8"	A24R	Metal Grinding	8,700	10
DW4999	7"	1/4"	5/8"-11	A24R	Metal Grinding	8,700	10
DW4949	9"	1/4"	7/8"	A24R	Metal Grinding	6,600	10
DW4954	9"	1/4"	5/8"-11	A24R	Metal Grinding	6,600	10

Concrete/Masonry



Silicon carbide formulation for grinding and cutting concrete, masonry, cast iron, ductile iron, and other masonry materials. This formulation provides aggressive material removal and long wheel life.



Cat#	Dia	Thickness	Arbor	Specs	Application	Max RPM	PKS
Concrete / Masonry Cutting							
DW4428	4"	1/8"	5/8"	C24R	Concrete Cutting	15,200	25
DW4528	4-1/2"	1/8"	7/8"	C24R	Concrete Cutting	13,300	25
DW4628	5"	1/8"	7/8"	C24R	Concrete Cutting	12,200	25
Concrete / Masonry Grinding							
DW4429	4"	1/4"	5/8"	C24R	Concrete Grinding	15,200	25
DW4524	4-1/2"	1/4"	7/8"	C24R	Concrete Grinding	13,300	25
DW4629	5"	1/4"	7/8"	C24R	Concrete Grinding	12,200	25
DW4759	7"	1/4"	5/8"-11	C24R	Concrete Grinding	8,700	10
DW4959	9"	1/4"	5/8"-11	C24R	Concrete Grinding	6,600	10

TYPE 27 WHEELS

Stainless Steel



Aluminum Oxide formulation for grinding harder metals such as steel, super alloys, and other high tensile alloys. This formulation provides aggressive removal and long life on ferrous metals (steel, iron welds, edge grinding).



Cat#	Dia	Thickness	Arbor	Specs	Application	Max RPM	PKS
DW8410	4"	1/4"	5/8"	A30N	Stainless Grinding	15,200	25
DW8414	4-1/2"	1/4"	7/8"	A30N	Stainless Grinding	13,300	25
DW8415	4-1/2"	1/4"	5/8"-11	A30N	Stainless Grinding	13,300	10
DW8416	5"	1/4"	5/8"-11	A30N	Stainless Grinding	12,200	10
DW8417	7"	1/4"	5/8"-11	A30N	Stainless Grinding	8,700	10
DW8419	9"	1/4"	5/8"-11	A30N	Stainless Grinding	6,600	10
DW8452	4-1/2"	1/8"	7/8"	A30S	Stainless Grinding	13,300	25
DW8454	5"	1/8"	7/8"	A30S	Stainless Grinding	12,200	25
DW8456	7"	1/8"	7/8"	A30S	Stainless Grinding	8,700	10
DW8458	9"	1/8"	7/8"	A30S	Stainless Grinding	6,600	10
DW8464	5"	1/4"	7/8"	A30S	Stainless Grinding	12,200	25
DW8466	7"	1/4"	7/8"	A30S	Stainless Grinding	8,700	10
DW8468	9"	1/4"	7/8"	A30S	Stainless Grinding	6,600	10

Aluminum



Aluminum Oxide formulation for grinding aluminum and other non-ferrous material without loading. This formulation provides fast removal and good wheel life.



Cat#	Dia	Thickness	Arbor	Specs	Application	Max RPM	PKS
DW8400	4"	1/4"	5/8"	A30N	Aluminum Grinding	15,200	25
DW8404	4-1/2"	1/4"	7/8"	A30N	Aluminum Grinding	13,300	25
DW8405	4-1/2"	1/4"	5/8"-11	A30N	Aluminum Grinding	13,300	10
DW8406	5"	1/4"	5/8"-11	A30N	Aluminum Grinding	12,200	10
DW8407	7"	1/4"	5/8"-11	A30N	Aluminum Grinding	8,700	10
DW8409	9"	1/4"	5/8"-11	A30N	Aluminum Grinding	6,600	10
DW8474	5"	1/4"	7/8"	A30N	Aluminum Grinding	12,200	25
DW8476	7"	1/4"	7/8"	A30N	Aluminum Grinding	8,700	10

Pipeline Cutting



Special Aluminum Oxide formulation designed for both cutting and light grinding in the pipeline industry on steel, cast iron and welds. This formulation provides optimum performance and long life.



Cat#	Dia	Thickness	Arbor	Specs	Application	Max RPM	PKS
DW8434	4-1/2"	1/8"	7/8"	A24R	Pipeline Cutting	13,300	25
DW8435	4-1/2"	1/8"	5/8"-11	A24R	Pipeline Cutting	13,300	10
DW8436	5"	1/8"	5/8"-11	A24R	Pipeline Cutting	12,200	10
DW8437	7"	1/8"	5/8"-11	A24R	Pipeline Cutting	8,700	10
DW8439	9"	1/8"	5/8"-11	A24R	Pipeline Cutting	6,600	10
DW8484	5"	1/8"	7/8"	A24R	Pipeline Cutting	12,200	25
DW8486	7"	1/8"	7/8"	A24R	Pipeline Cutting	6,600	10

Metal/Type 27 Thin Cutting



Special Aluminum Oxide formulation designed for fast cutting and long life in all types of ferrous and stainless steel (Inox) metals.

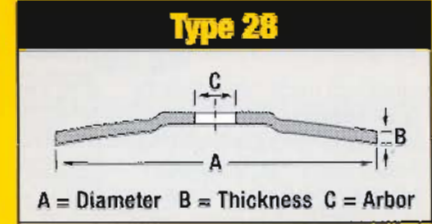


Cat#	Dia	Thickness	Arbor	Specs	Application	Max RPM	PKS
DW8420	4"	.045"	5/8"	A60T	Metal Cutting	15,200	25
DW8424	4-1/2"	.045"	7/8"	A60T	Metal Cutting	13,300	25
DW8425	5"	.045"	7/8"	A60T	Metal Cutting	12,200	25
DW8426	6"	1/16"	7/8"	A60T	Metal Cutting	10,100	25
DW8427	7"	1/16"	7/8"	A60T	Metal Cutting	8,700	25

TYPE 28 & 11 WHEELS

DeWALT Type 28 General Grinding Wheels for:

- Greater surface grinding coverage
- Horizontal metal grinding application



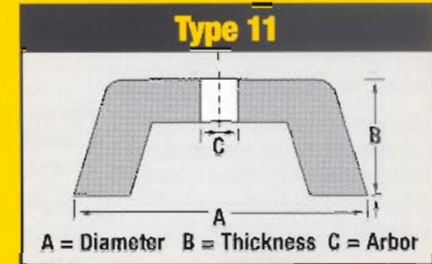
General Purpose



Cat#	Dia	Thickness	Arbor	Specs	Application	Max RPM	PKS
Metal Grinding							
DW8445	7"	1/4"	7/8"	A24R	Metal Grinding	8,700	10
DW8446	7"	1/4"	5/8"-11	A24R	Metal Grinding	8,700	10
DW8447	9"	1/4"	7/8"	A24R	Metal Grinding	6,600	10
DW8448	9"	1/4"	5/8"-11	A24R	Metal Grinding	6,600	10

DeWALT Type 11 General Grinding Wheels for:

- Maximum surface grinding coverage
- Metal backing for greater durability
- Designed for aggressive grinding



General Purpose




Cat#	Dia	Thickness	Arbor	Specs	Application	Max RPM	PKS
Metal Cutting							
DW4960	4"	2"	5/8"-11	A16R	Metal Grinding	9,000	4
DW4964	6"	2"	5/8"-11	A16R	Metal	6,000	4

Concrete/Masonry



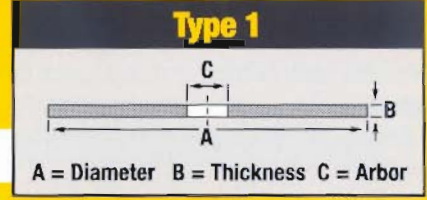
Cat#	Dia	Thickness	Arbor	Specs	Application	Max RPM	PKS
Metal Cutting							
DW4961	4"	2"	5/8"-11	C16R	Concrete	9,000	4
DW4965	6"	2"	5/8"-11	C16R	Concrete	6,000	4



TYPE 1 WHEELS

DEWALT offers a full range of Type 1 cutting wheels for low power chop saws, high power stationary machines, high speed portable saws, grinders and circular saws. These wheels are designed to offer a long service life and fast cutting.

High Performance Industrial Chop Saw Wheels



10", 12", 14" and 16" diameters

Double reinforcement of fiberglass provides greater durability and up to 2X THE LIFE of single reinforced wheels

Strict manufacturing controls to provide consistently high quality chop saw wheels

Industrial formulations designed for specific user applications

Premium grade abrasive grain provides fast cutting and long life

These wheels provide a better value per cut with optimal formulations that provide fast cutting and long life



Stationary Machine Cut-Off Wheels

Formulated to cut fast and provide long service life on high horsepower machines. Cut-off wheels are used on steel, bar stock, tubing, concrete blocks and bricks.

Metal Cutting



Cat#	Dia	Thickness	Arbor	Specs	Application	Max RPM	PKS
DW8005	10"	7/64"	5/8"	A24R	Metal Cutting	6,100	10
DW8004	12"	7/64"	1"	A24R	Metal Cutting	5,000	10
DW8057	12"	7/64"	1"	A24R	Metal Cutting	5,000	10
DW8001	14"	7/64"	1"	A24R	General Purpose	4,300	10
DW8002	14"	7/64"	1"	A24R	Bar Cutter	4,300	10
DW8003	14"	7/64"	1"	A24R	Stud Cutting	4,300	10
DW8010	16"	5/32"	1"	A36S	Metal Cutting	3,800	10
DW8059	14"	7/64"	1"	A24R	Light Gauge Stud	4,300	10

Concrete/Masonry Cutting



Cat#	Dia	Thickness	Arbor	Specs	Application	Max RPM	PKS
DW8009	10"	1/8"	5/8"	C24R	Concrete Cutting	6,100	10
DW8008	12"	1/8"	1"	C24R	Concrete Cutting	5,000	10
DW8007	14"	5/32"	1"	C24R	Concrete Cutting	4,300	10
DW8011	16"	5/32"	1"	C30N	Concrete Cutting	3,800	10

Stainless Steel Cutting



Cat#	Dia	Thickness	Arbor	Specs	Application	Max RPM	PKS
DW8015	12"	3/32"	1"	A30S	Stainless Steel	5,000	10
DW8016	14"	3/32"	1"	A30S	Stainless Steel	4,300	10

Abrasive Saw Blades



Abrasive saw blades are designed for cutting all types of ferrous metal and concrete / masonry products. Constructed with two pieces of extra-strength fiberglass, premium grains, and high quality bonds DEWALT abrasive blades are built to withstand the most demanding applications. This formulation provides fast cutting action with long service life.

Metal Cutting



Cat#	Dia	Thickness	Arbor	Specs	Application	Max RPM	PKS
DW3508	6-1/2"	1/8"	5/8" - ◆	A24R	Metal Cutting	9,400	25
DW3511	7"	1/8"	5/8" - ◆	A24R	Metal Cutting	8,700	25
DW8056	7"	1/8"	5/8" - ◆	A24R	Metal Cutting	8,700	25
DW3531	8"	1/8"	5/8" - ◆	A24R	Metal Cutting	7,600	25

Concrete/Masonry Cutting



Cat#	Dia	Thickness	Arbor	Specs	Application	Max RPM	PKS
DW3509	6-1/2"	1/8"	5/8" - ◆	C24R	Concrete/Masonry	9,400	25
DW3521	7"	1/8"	5/8" - ◆	C24R	Concrete/Masonry	8,700	25
DW3532	8"	1/8"	5/8" - ◆	C24R	Concrete/Masonry	7,600	25

Thin Cutting



Specially formulated for heavy-duty, fast cutting of all types of ferrous metals and stainless steels (INOX). Special double reinforced fiberglass provides increased durability and long life in most applications.

Metal Cutting



Cat#	Dia	Thickness	Arbor	Specs	Application	Max RPM	PKS
DW8700	2-1/2"	.035"	3/8"	A60T	Metal Cutting	30,500	50
DW8701	2-1/2"	.035"	1/4"	A36T	Metal Cutting	30,500	50
DW8702	2-1/2"	.035"	3/8"	A60T	Metal Cutting	30,500	50
DW8703	2 1/2"	.035"	1/4"	A36T	Metal Cutting	24,400	50
DW8704	3"	1/16"	1/4"	A36T	Metal Cutting	24,400	50
DW8705	3"	.035"	3/8"	A36T	Metal Cutting	24,400	50
DW8706	3"	.035"	3/8"	A36T	Metal Cutting	24,400	50
DW8708	3"	1/8"	1/4"	A36T	Metal Cutting	24,400	50
DW8709	3"	1/8"	3/8"	A24R	Metal Cutting	24,400	50
DW8710	3"	1/8"	1/4"	A24R	Metal Cutting	24,400	50
DW8711	3"	1/16"	3/8"	A60T	Metal Cutting	24,400	50
DW8712	3"	.035"	3/8"	A60T	Metal Cutting	24,400	50
DW8061	4"	.045"	5/8"	A60T	Metal Cutting	15,200	25
DW8713	4"	1/16"	1/4"	A36T	Metal Cutting	19,000	25
DW8715	4"	1/16"	1/4"	A60T	Metal Cutting	19,000	25
DW8716	4"	1/16"	3/8"	A36T	Metal Cutting	19,000	25
DW8717	4"	.035"	3/8"	A36T	Metal Cutting	19,000	25
DW8718	4"	1/8"	3/8"	A24R	Metal Cutting	19,000	25
DW8719	4"	1/16"	3/8"	A60T	Metal Cutting	19,000	25
DW8720	4"	.035"	3/8"	A60T	Metal Cutting	19,000	25
DW8722	4"	1/16"	5/8"	A36T	Metal Cutting	19,000	25
DW8723	4"	1/16"	5/8"	A60T	Metal Cutting	19,000	25
DW8724	4"	.035"	5/8"	A60T	Metal Cutting	19,000	25
DW8062	4-1/2"	.045"	7/8"	A60T	Metal Cutting	13,300	25
DW8063	5"	.045"	7/8"	A60T	Metal Cutting	12,200	25
DW8064	6"	.055"	7/8"	A60T	Metal Cutting	10,100	25
DW8725	6"	.040"	7/8"	A60T	Metal Cutting	10,100	25
DW8065	7"	.055"	7/8"	A60T	Metal Cutting	8,700	25

TYPE 1 WHEELS

Thin Cutting (Cont.)



Concrete Cutting



Cat#	Dia	Thickness	Arbor	Specs	Application	Max RPM	PKS
DW8071	4"	.045"	5/8"	C46S	Concrete Cutting	15,200	10
DW8072	4 1/2"	.045"	7/8"	C30S	Concrete Cutting	13,300	10

Stainless Steel Cutting



Cat#	Dia	Thickness	Arbor	Specs	Application	Max RPM	PKS
DW8080	4 1/2"	1/8"	7/8"	A30S	Stainless Steel	13,300	25
DW8084	7"	1/8"	7/8"	A30S	Stainless Steel	8,700	25
DW8086	9"	1/8"	7/8"	A30S	Stainless Steel	6,600	25

High Speed Wheels



Designed to be durable, hard working blades for a variety of cutting applications in metal, concrete, ductile pipe and asphalt. Thicker fiberglass is utilized to withstand extreme applications and hold up to high speeds. Specially formulated to provide fast, free cutting and good life.

Metal/General Purpose Cutting

Cuts rebar, steel pipe, sheet metal, structural steel and stainless.



Cat#	Dia	Thickness	Arbor	Specs	Application	Max RPM	PKS
DW8020	14"	5/32"	1"	A24N	Metal Cutting	5,500	10
DW8021	14"	5/32"	20mm	A24N	Metal Cutting	5,500	10
DW8022	12"	1/8"	1"	A24N	Metal Cutting	6,400	10
DW8023	12"	1/8"	20mm	A24N	Metal Cutting	6,400	10

Concrete/Masonry Cutting

Cuts cured concrete and masonry products, including brick, block and pipe.



Cat#	Dia	Thickness	Arbor	Specs	Application	Max RPM	PKS
DW8024	14"	5/32"	1"	C24P	Concrete Cutting	5,500	10
DW8025	14"	5/32"	20mm	C24P	Concrete Cutting	5,500	10
DW8026	12"	1/8"	1"	C24P	Concrete Cutting	6,400	10
DW8027	12"	1/8"	20mm	C24P	Concrete Cutting	6,400	10
DW8038	14"	3/16"	1"- pin hole	C24P	Cured Concrete	5,100	10
DW8039	14"	3/16"	1"- pin hole	C24N	Green Concrete/Asphalt	5,100	10

Ductile Pipe Cutting

Cuts sewer and water construction pipes, ductile iron, cast iron and concrete lined pipe.



Cat#	Dia	Thickness	Arbor	Specs	Application	Max RPM	PKS
DW8030	14"	5/32"	1"	A24/C24P	Ductile Cutting	5,500	10
DW8031	14"	5/32"	20mm	A24/C24P	Ductile Cutting	5,500	10
DW8032	12"	1/8"	1"	A24/C24P	Ductile Cutting	6,400	10
DW8033	12"	1/8"	20mm	A24/C24P	Ductile Cutting	6,400	10

Asphalt Cutting

Cuts soft aggregated.



Cat#	Dia	Thickness	Arbor	Specs	Application	Max RPM	PKS
DW8034	14"	5/32"	1"	C24N	Asphalt Cutting	5,500	10
DW8035	14"	5/32"	20mm	C24N	Asphalt Cutting	5,500	10
DW8036	12"	5/32"	1"	C24N	Asphalt Cutting	6,400	10
DW8037	12"	5/32"	20mm	C24N	Asphalt Cutting	6,400	10

DIAMOND & WIRE WHEELS

Diamond Wheels



Segmented Rim Diamond Blades Best for cutting concrete, stone & block.



Cat#	Dia	Thickness	Arbor	Max RPM	PKS
DW4711*	4"	.087"	20mm, 5/8", 7/8"	15,200	1
DW4713*	4-1/2"	.087"	5/8", 7/8"	14,400	1
DW4713B	4-1/2"	.087"	5/8", 7/8"	14,400	10
DW4714	7"	.094"	5/8"◆	8,700	1
DW4714B	7"	.094"	5/8"◆	8,700	10
DW4710* (Tuck Pointing)	4"	.250"	20mm, 5/8", 7/8"	13,700	1

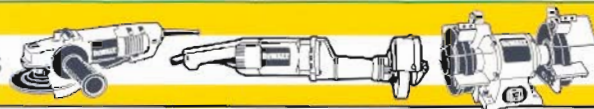
Continuous Rim Diamond Blades Best for cutting brick, block & tile.



Cat#	Dia	Thickness	Arbor	Max RPM	PKS
DW4700*	4"	.070"	20mm, 5/8", 7/8"	13,700	1
DW4701*	4-1/2"	.070"	5/8", 7/8"	13,300	1
DW4701B	4-1/2"	.070"	5/8", 7/8"	13,300	10
DW4702	7"	.080"	5/8"◆	8,500	1
DW4702B	7"	.080"	5/8"◆	8,500	10
DW4703	8"	.080"	5/8"◆	7,200	1
DW4704	12"	.118"	20mm, 1"	6,500	1
DW4729 (Tile Blade)	4"	.065"	20mm, 7/8"	12,000	1

* 4" & 4-1/2" grinders must be used with the following:
 DW4705 4" / 4-1/2" Guard with shoe (for consistent depth of cut)
 DW4717 4" Flange or DW4706 4-1/2" Flange

Wire Wheels



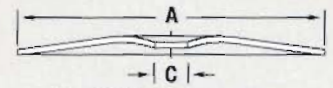
Cat#	Description	Face Width	Trim Length	Max RPM	PKS
Metal Cutting					
DW4900	Spindle Adapter M10 x 1.25 to 5/8-11	-	-	-	1
DW4901	1" Crimped End Brush / Carbon Steel 1/4" Stem .012"	-	1"	20,000	1
DW4902	1" Knot End Brush / Carbon Steel 1/4" Stem .020"	-	1"	20,000	1
DW4903	3" Crimped Flat Faced End Brush / Carbon Steel 1/4" Stem .012"	1/2"	5/8"	20,000	1
Bench Grinder Brushes					
DW4904	6" Crimped Bench Wire Wheel, 5/8"-1/2" Arbor, Medium Face .014"	3/4"	1-1/8"	6,000	1
DW4905	6" Crimped Bench Wire Wheel, 5/8"-1/2" Arbor, Wide Face .014"	1"	1-1/8"	6,000	1
DW4906	8" Crimped Bench Wire Wheel, 5/8" Arbor, Medium Face .014"	3/4"	1-9/16"	4,000	1
DW4907	8" Crimped Bench Wire Wheel, 5/8" Arbor, Wide Face .014"	1"	1-9/16"	4,000	1
DW4908	10" Crimped Bench Wire Wheel, 3/4" Arbor, Wide Face .014"	1-9/16"	2-1/2"	3,600	1
Cup Brushes					
DW4910	3" Knotted Cup Brush / Carbon Steel 5/8"-11 Arbor .020"	-	7/8"	14,000	1
DW4915	3" Knotted Cup Brush / Carbon Steel 10mm x 1.25 Arbor .020"	-	7/8"	14,000	1
DW4916	4" Knotted Cup Brush / Carbon Steel 5/8"-11 Arbor .020"	-	1-1/8"	9,000	1
DW4917	6" Knotted Cup Brush / Carbon Steel 5/8"-11 Arbor .020"	-	1-3/8"	6,600	1
DW4920	3" Crimped Cup Brush / Carbon Steel 5/8"-11 Arbor .014"	-	13/16"	14,000	1
DW4922	5" Crimped Cup Brush / Carbon Steel 5/8"-11 Arbor .014"	-	1-3/8"	8,000	1
Stringer Beads / Cable Twists					
DW4925	4" Stringer Bead Wire Wheel / Carbon Steel 5/8"-11 Arbor .020"	1/4"	3/4"	20,000	1
DW4926	4" Stringer Bead Wire Wheel (Bulk) / Carbon Steel 5/8"-11 Arbor .020"	1/4"	3/4"	20,000	1
DW4927**	4" Stringer Bead Wire Wheel (Bulk) / Stainless Steel 5/8"-11 Arbor .020"	1/4"	3/4"	20,000	1
DW4930	4" Full Cable Twist Wire Wheel / Carbon Steel 5/8"-11 Arbor .020"	1/4"	1"	20,000	1
DW4935	4" Full Cable Twist Wire Wheel / Carbon Steel 10mm x 1.25 Arbor .020"	1/4"	1"	20,000	1
DW4936	6" Stringer Bead Wire Wheel (Bulk) / Carbon Steel 5/8"-11 Arbor .020"	1/4"	1-5/16"	12,500	1
DW4937	6" Full Cable Twist Wire Wheel / Carbon Steel 5/8"-11 Arbor .020"	15/32"	1-3/8"	12,500	1
DW4938	6" Full Cable Twist Wire Wheel (Bulk) / Carbon Steel 5/8"-11 Arbor .020"	15/32"	1-3/8"	12,500	1

** For use on stainless steel or aluminum

TYPE 29 FLAP DISCS

A flap disc is made of a series of overlapping cloth-backed sandpaper segments that have been designed to wear away, constantly exposing fresh new abrasive grains. The flap disc removes material quickly and leave a high quality finish. This ability to aggressively remove material and leave a clean finish in one step is the advantage over conventional fiber resin discs.

Type 29



A = Diameter C = Arbor

Zirconia Flap Disc



DEWALT Zirconia Abrasive Flap Discs provide exceptional performance, longer life, superior finish and greater value versus fiber resin discs.

GRINDS & FINISHES
3X
FASTER THAN
FIBER RESIN DISCS

15X
THE LIFE
OF
FIBER RESIN DISCS



Cat#	Dia	Arbor	Grit Specs	Max RPM	PKS
DW8300	4"	5/8"	Z36	15,200	10
DW8302	4"	5/8"	Z60	15,200	10
DW8303	4"	5/8"	Z80	15,200	10
DW8306	4-1/2"	7/8"	Z36	13,300	10
DW8308	4-1/2"	7/8"	Z60	13,300	10
DW8309	4-1/2"	7/8"	Z80	13,300	10
DW8310	4-1/2"	7/8"	Z120	13,300	10
DW8311	4-1/2"	5/8"-11	Z36	13,300	5
DW8312	4-1/2"	5/8"-11	Z60	13,300	5
DW8313	4-1/2"	5/8"-11	Z80	13,300	5
DW8315	5"	7/8"	Z36	12,200	10
DW8317	5"	7/8"	Z60	12,200	10
DW8318	5"	7/8"	Z80	12,200	10
DW8321	7"	7/8"	Z36	8,700	10
DW8323	7"	7/8"	Z60	8,700	10
DW8324	7"	7/8"	Z80	8,700	10
DW8325	7"	7/8"	Z120	8,700	10
DW8327	7"	5/8"-11	Z36	8,700	5
DW8329	7"	5/8"-11	Z60	8,700	5
DW8330	7"	5/8"-11	Z80	8,700	5

Sander/Polisher Accessories



Backing Pads



Cat#	Description	Dia	Max Speed
DW4939	4-1/2" Paper Board Backing Pad Only	4-1/2"	16,000
DW4940	4" Rubber Backing Pad with M10" x 1.25" Locking Nut	4"	12,000
DW4942	4-1/2" x 7/8" Backing Pad with 5/8"-11" Locking Nut	4-1/2"	16,000
DW4945	4-1/2" Rubber Backing Pad with 5/8"-11" Locking Nut	4-1/2"	12,000
DW4947	6-1/2" Quick Change Flex Backing Pad	6-1/2"	8,500
DW4950	5" Phenolic Disc	5"	6,000
DW4951	7" Phenolic Disc	7"	6,000
DW4952	9" Phenolic Disc	9"	6,000
DW4955	6-3/4" "Kool Flex" Backing Pad	6-3/4"	6,000
DW4956	8-7/8" "Kool Flex" Backing Pad	8-7/8"	6,000
DW4990	7" Super Flex Quick Change Rubber Backing Pad	7"	5,000

Polishing



Cat#	Description	Dia
DW4980	5/8" x 1-1/2" Cotton Polishing Buff	6"
DW4988	Wool Polishing Pad 1-1/2" Pile	7-1/2"
DW4989	Blend Cutting Pad 1-1/2" Pile	7-1/2"

DEWALT

GRINDING REFERENCE GUIDE



www.DEWALT.com

1-800-4-DEWALT

Copyright ©2002 DeWALT. The following are trademarks for one or more DeWALT Power Tools and Accessories: The yellow and black color scheme; the "D"-shaped air intake grill; the array of pyramids on the handgrip; the kit box configuration; and the array of lozenge-shaped humps on the surface of the tool.